

寄托天下

专注留学 · 飞跃梦想

留学签证攻略

之

新加坡签证

By 寄托天下

前言

十六年来，寄托不给予、不索求，仅仅只是存在着，就足以让留学路上能找到志同道合小伙伴们的版友得到慰藉。在无数 GTers 的共同努力下，寄托论坛沉淀了丰富的留学考试申请的资源与信息。

作为一个有情怀的留学生活交流平台，寄托一直希望能够做些什么来回馈给支持我们的众多小伙伴们，因此留学史上第一套电子书——寄托电子书诞生啦！！！寄托整合了论坛上的优质资源，在小编与众多寄托版友的共同努力下，推出了寄托电子书系列。该系列囊括不同国家留学申请的各个阶段，包括考试，申请，选校，签证，租房等等。希望能够帮助众多 GTers 以及其他留学小伙伴们在留学道路上少走弯路提高效率。

今日为大家推送我们的第四份签证攻略——新加坡留学生签证攻略。本攻略的内容来自寄托版友 yifan182，葡萄哥，zgyxvxiao，转载请注明出处。

预祝各位童鞋在今后的留学生活中一切顺利，多姿多彩哈！

By 寄托天下

目录


目录.....	1
一、 新加坡学生准证概述.....	2
1. IPA Letter	2
2. 学生准证	2
二、 IPA 申请	3
1. 申请资格	3
2. IPA 申请流程	4
3. SOLAR System 网申步骤.....	4
4. 申请费.....	7
三、 换取 Student's Pass	9
1. 预约.....	9
2. 材料清单	10
四、 Reference.....	11
五、 特别鸣谢	12

一、新加坡学生准证概述

新加坡留学以其严谨的教育制度和完善的教育体系吸引着越来越多的留学生。拿到理想 offer 的下一步自然是准备签证啦。新加坡留学，需要向移民与关卡局(ICA)申请学生准证 Student's Pass。所有的学生申请材料要通过网上的“学生准证在线申请与注册系统”(SOLAR 系统)呈交。

1. IPA Letter

学生拿到学校 offer 后，向 ICA 提交是学生准证申请。学生准证获批后，ICA 会出具 In-Principle Approval (IPA) letter 给到学生，学生用 IPA 和护照入境新加坡。IPA Letter 并不是学生准证，只能用于首次入境新加坡，不能重复用 IPA Letter 入境。



2. 学生准证

学生抵达新加坡后，需带齐相关材料，预约到 ICA 换取“学生准证 (Student's Pass)”。这个学生准证是多次往返的长期居留证。凭这个学生准证，申请者可以在新加坡留学期间自由出入新加坡并且不需要另外的签证。



二、 IPA 申请

1. 申请资格

申请者必须被一所合法的新加坡高等院校（IHL）录取开始全日制课程的学习。IHL 院校名单如下：

The List of IHL Includes:

Local Universities

- National University of Singapore
- Nanyang Technological University
- Singapore Management University
- Singapore Institute of Technology
- Singapore University of Technology and Design

Local Polytechnics

- Nanyang Polytechnic
- Ngee Ann Polytechnic
- Republic Polytechnic
- Singapore Polytechnic
- Temasek Polytechnic

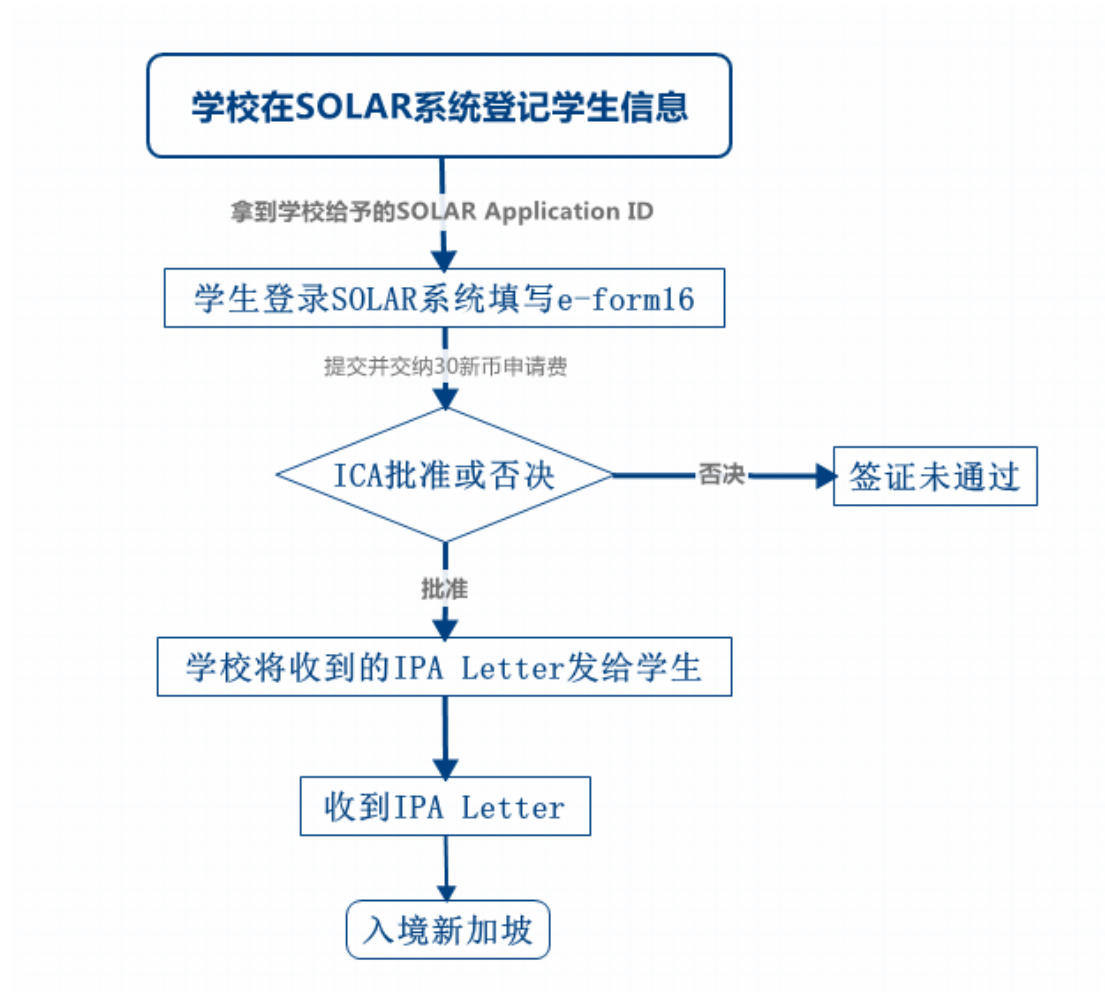
Offshore Institutes with Local Campuses

- Ecole Supérieure Des Sciences Economiques Et Commerciales (ESSEC)
- Insead (Singapore)
- NYU Tisch School of the Arts
- S.P. Jain Centre of Management Singapore
- University of Chicago Booth School of Business (Singapore)
- University of Nevada, Las Vegas (UNLV) Singapore
- Digipen Institute of Technology
- German Institute of Science and Technology (GIST)



2. IPA 申请流程

小编制作了一个流程图，更清晰的向大家呈现 IPA 的申请流程哈~



3. SOLAR System 网申步骤

【需准备的信息】

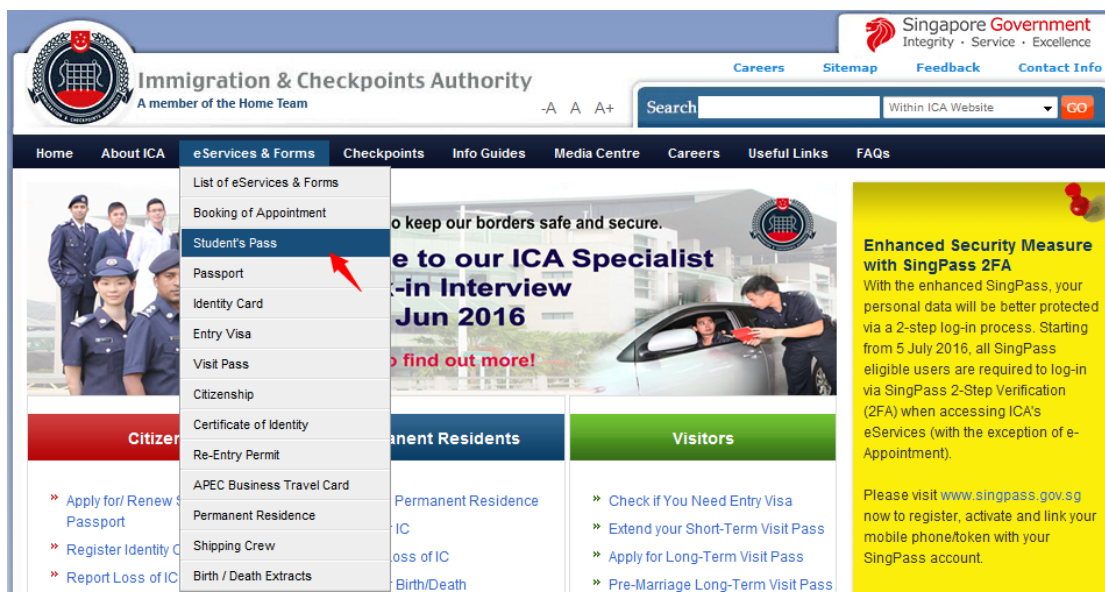
- ✧ Solar Application No. (NTU : Package 里面有 NUS : 貌似听说是小米发到邮箱)
- ✧ 分辨率 400*514 白底证件照,大小<60K
- ✧ Visa or MasterCard 一张 (付申请费)

Tips : 出现系统奔溃是正常，不用慌张，关掉重新进入即可



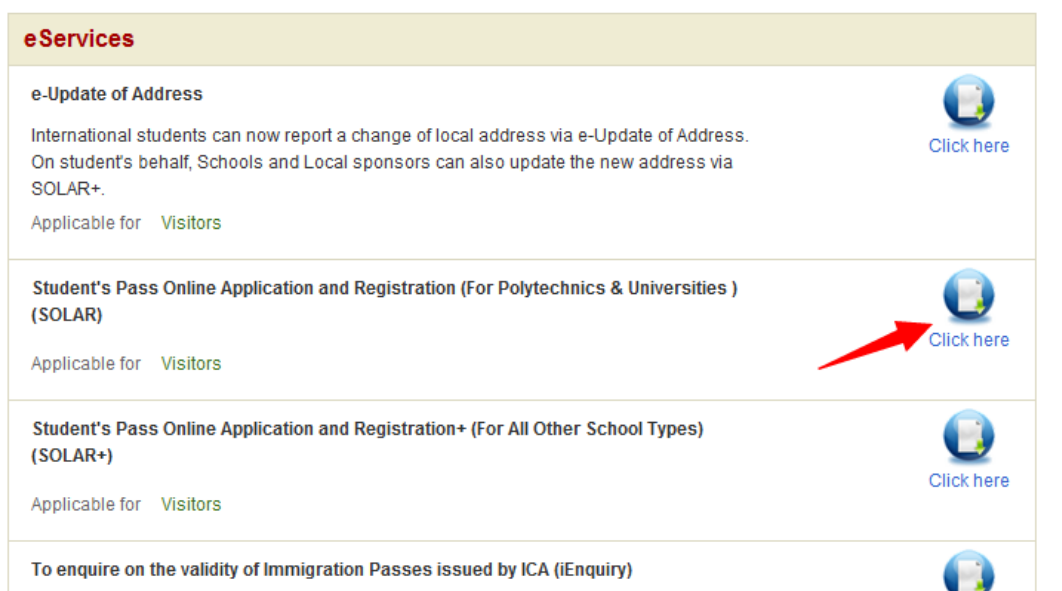
【网申步骤】

- 登陆 <http://www.ica.gov.sg> , 并切换到 student's pass 界面 ;



- 点 e-Services 里面的 SOLAR (For Polytechnics & Universities)

Student's Pass



- 进入后点 Student 选择学生通道

Please click on the relevant buttons to access SOLAR.

Click here if you are an authorised IHL Officer.

[IHL](#)

Click here if you are a foreign student applying for a Student's Pass.

[Student](#)

Click here if you wish to make payment for a Student's Pass.

[Payment](#)

Click on the buttons or links once only.
Do not use the Back or Forward button on your browser as this may end your transaction.

6

- 进入登陆界面，填写学校给到的相关信息进行登录

Student Login

This service will take about 6 minutes to complete.

Please login using the information provided in the letter from the University/Polytechnic

SOLAR Application No. :

Name :

Nationality :

Select Here

Date of Birth :

day

 /

month

 /

Sex :

Select Here

[Login](#)

- 点击填写 e-Form 16

Immigration & Checkpoints Authority

Student's Pass Online Application Registration (SOLAR)

点 Submit eForm16

第二项是申请后查状态

第三项是申请后打印（没打印机可安装虚拟打印机）

第四项是提交后才有的，付款来的

[STUDENT MAIN MENU](#)

[Submit eForm16](#)

[View Application Status](#)

[Print eForm16](#)

[Enquire Payment History](#)

Click on the buttons or links once only.
Do not use the Back or Forward button on your browser as this may end your transaction.

If you encounter any problems with this e-service, please contact us at 6391 6100, or email ica_ssr1@ica.gov.sg

This website is optimised for IE version 7.0, 8.0 and Firefox 3.6.

ICA Website - eCitizen
© 2011 Immigration & Checkpoints Authority

[Terms of Use](#) | [Privacy Statement](#)



- 填写信息界面，先看里面的信息，*的必填。（具体信息亦可参考寄托帖子

<http://bbs.gter.net/bbs/thread-1108574-1-3.html>)

eForm 16
IMMIGRATION ACT
(CHAPTER 133)
IMMIGRATION REGULATIONS

**APPLICATION FOR A STUDENT'S PASS
[REGULATION 14(2)]**

PHOTO
PREVIEW
HERE

All fields with * are mandatory.

PART A - PARTICULARS OF APPLICANT				
Foreign Identification No.(FIN) <small>(If applicable)</small>		Malaysian ID No.		
*Full Name in BLOCK LETTERS (Underline Surname)		Alias, if any		*Birth Certificate No.
*Race	*Religion (Denomination)	*Sex	*Date of Birth (DD/MM/YYYY)	
Email Address		*Nationality	*Province/State	*Country of birth
Expiry Date of Employment/Dependant's Pass if any (DD/MM/YYYY)	*Occupation		*Marital Status	
*Type and Serial No. of Travel Document Held		*Issue Date of Travel Document (DD/MM/YYYY)	Expiry Date of Travel Document (DD/MM/YYYY)	
*Country of Issue of Travel Document	Place of Issue of Travel Document		*Course Duration year(s) month(s) day(s)	
*School/Institute Applied For	*Course		*Period Applied For From To	
Parents' Residential Status				
Father:		NRIC/FIN No:		
Mother:		NRIC/FIN No:		
Residential Address in Singapore			Tel. No.	
Have you resided in any country for one year or more during the last 5 years? *YES/NO				
List countries in which applicant has resided for one year or more during the last five years:				
Country	Address	Period of Stay (MM/YYYY) From To		

填写后点 Submit，然后上传照片即可。关掉浏览器，按照第 4 步重新登录，点击刚才所提到的第四项付款即可，付款需按照一个 java 程序，进入就知道了。最后查看状态和打印 e-Form16 就大功告成啦！

4. 申请费

Processing Fee

A processing fee of \$30 is required for every application submitted to ICA.

每一个申请者在提交 e-form 16 后都必须缴纳 30 新币的申请费。



Issuance Fee

A \$60 issuance fee for every student's pass issued and a further \$30 multiple-entry visa fee for visa required nationals, where applicable. The fee is payable when the successful applicant completes the formality to collect the Student's Pass.

到校报到前缴纳签发费\$60 新币 和多次入境签证费\$30 新币。IPA Approve (状态可在 SOLAR 系统查看) 以后会多出来一个 pay issuance fee 的链接, 在去办正式的 Student's Pass 之前是要交这个钱的, 一共 90 新币。付完费后记得打印收据, 换取 Student's Pass 的时候需要提交。

IPA 申请一般 5-10 个工作日可获批。7-8 月签证比较多的月份会稍有延迟。不能晚于开学前一个月申请, 最早可提前两个月申请。

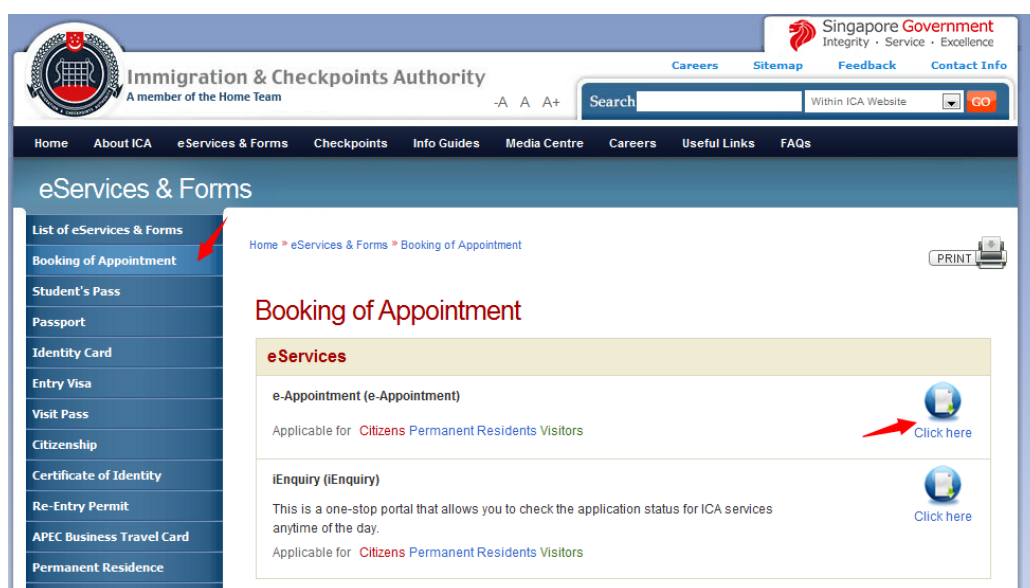


三、 换取 Student's Pass

学生凭借 IPA Letter 入境新加坡后，需将临时签证换成有效的多次入境签证。为了方便学生，提供工作效率，ICA 会在某些学校（如 NUS）的注册时间内到学校去，学生直接在学校向 ICA 官员提交相关材料。如果在注册时间材料不完整，或者 ICA 没有到自己所就读的学校，则需上网预约，在预约时间内到 ICA 大楼办理换取 Student's Pass。

1. 预约

登陆 <http://www.ica.gov.sg>, 点击进入 Booking of Appointment 界面



在下拉栏里选择 Completion of Student's Pass Formalities，填写相应信息进行预约

Welcome to e-Appointment

e-Appointment allows you to book, change or cancel your appointment for the following services with ICA.

Please select one of the following services:

Completion of Student's Pass Formalities

☒ For Self

☐ For Group

*FIN of student :

*e-Appointment ID :

(For IPA letters issued before 1st Apr 2009, the e-Appointment ID is the last 3 digits of the Application ID. [Click here for more info.](#))

If you encounter difficulties making an appointment, please contact us at Tel: 6391-6126 or email us at ICA_STP1@ica.gov.sg



2. 材料清单

- Serialized appointment letter 预约单
- A copy of the In-Principle Approval Letter;
- Original Passport with a copy of the passport particulars page;
护照及首页复印件
- The Disembarkation/Embarkation card (IMM 27) of the student, granted on entry into Singapore. If the student is currently residing in Singapore on other Long Term Pass, he/she is required to bring along this pass; 入境卡 (俗称白卡)
- The print-out of e-Form 16 submitted through SOLAR (duly signed by the applicant); 打印并签名的 e-Form 16
- A medical report in a prescribed ICA format, X-ray and HIV report (must be written in English and endorsed by the reviewing doctor). The laboratory reports must not be more than three months from the date of issue. Students are encouraged to do their medical report in their home country and bring it to Singapore for submission. The medical report is only required for studies of more 6 months;

ICA Medical Form、X 光及 HIV 报告原件;报告的日期必须是三个月以内。
体检其实可在国内做 , 也可以在注册期间在学校做体检

- One recent colour passport-sized photo showing full face (taken on white background); 一张近期白底护照照片
- Copy of the receipt for payment for the Student's Pass; 缴费收据 (\$30+\$90)
- Two signed copies of the Terms and Conditions of Issue for Long Term Pass (LTP) card

https://www.ica.gov.sg/data/resources/docs/Visitor%20Services/Terms_and_Conditions_STP.pdf

带上以上材料 , 到 ICA Building 4 楼的 Student's Pass Unit 换取 Student's Pass 即可 , 一般当日现场就可领到啦。



四、 Reference

以下总结了本文所参考的网址及攻略帖子：

官方网站：

1. <https://www.ica.gov.sg/index.aspx> 新加坡移民与关卡局(ICA)
2. <https://solar.ica.gov.sg/solar/index.xhtml> SOLAR 系统申请
3. <https://eappointment.ica.gov.sg/ibook/index.do> ICA 换取 Student's Pass 预约系统
4. https://www.ica.gov.sg/data/resources/docs/Visitor%20Services/Terms_and_Conditions_STP.pdf Terms and Conditions of Issue for Long Term Pass (LTP) card

寄托攻略帖：

1. <http://bbs.gter.net/bbs/thread-1108574-1-3.html> SOLAR 系统网申填写
2. <http://bbs.gter.net/thread-1692282-1-1.html> 换取 Student's Pass 攻略
3. <http://bbs.gter.net/thread-1387620-1-1.html> IPA 网申指南



五、 特别鸣谢

寄托天下特别鸣谢寄托版友 yifan182，葡萄哥，zgyxvxiao 分享的详细签证攻略，
转载请注明出处！

12

