

寄托天下

专注留学 · 飞跃梦想

留学签证攻略

之

加拿大签证

SPP签证及EAPP网签

By 寄托天下

前言

十六年来，寄托天下和每一位 GTer 一样坚持着自己的理想，希望为中国的有志青年提供一个中立、开放的出国留学交流平台。我们提倡 DIY，把备考和申请过程当成一次自我挑战和升华，更鼓励每一位孤独前行的 GTer 相互携手，温暖互助。在无数 GTers 的共同努力下，寄托论坛沉淀了丰富的留学考试申请的资源与信息。

作为一个有情怀的留学生活交流平台，寄托一直希望能够做些什么来回馈给支持我们的众多小伙伴们，因此留学史上第一套电子书——寄托电子书诞生啦！寄托整合了论坛上的优质资源，在小编与众多寄托版友共同努力下，推出了寄托电子书系列。该系列囊括不同国家留学申请的各个阶段，包括考试，申请，选校，签证，租房等等。希望能够帮助众多 GTers 以及其他留学小伙伴们在留学道路上少走弯路提高效率。

今日为大家推送我们的第五份签证攻略——加拿大学生签证攻略（SPP 签证及 EAPP 网签）。

【第一版：06/08/2016 第二版：06/20/2016】

本攻略的内容来自寄托版友 wrath, cherryblbl2011, Jimmz, tgtxxy, (¬^¬)ゞ, kcyuki, bills, 梅什金公爵，转载请注明出处。

预祝各位童鞋在今后的留学生活中一切顺利，多姿多彩哈！

By 寄托天下



更多精彩电子书，敬请关注寄托微信

目录

目录.....	1
一、 加拿大学生签证概述.....	2
二、 SPP 签证	3
1. SPP 申请文件清单	3
2. 递签方式	4
三、 网签 EAPP.....	5
1、EAPP 简介.....	5
2、操作步骤和 CIC 账户注册	5
3、材料准备	8
4、送护照	10
5. 特别注意的问题：	11
四、 IMM1294 申请表填表说明.....	12
五、 Reference.....	16
六、 特别鸣谢	17

一、 加拿大学生签证概述

众所周知，加拿大的签证审理向来非常严格：对比其他几个英语类的留学国家（美，英，澳等），加拿大各类型的获签比例，都是最低的。想要去加拿大留学的筒子必须要向 CIC 递交 Study Permit 的申请。但是，单单是一个 Study Permit，CIC 也非常严谨地对不同人群采取不同的递签方式与材料。加拿大大学签（针对本科以上）主要可以分为以下几种：

1. 普通签证
2. SDS（学习直入计划）
3. SPP（学习合作计划）
4. 网签 EAPP

本攻略内容包括 SPP 签证，网签 EAPP 的办理以及跟大家分享 IMM1294 表格的填写。关于普通签证，SDS 签证，魁北克省签证以及 CGI 的办理可查看上一份攻略。



二、SPP 签证

全称为 Student Partners Program，主要是针对于申请大专院校课程（证书、文凭课程）的学生申请的，学生申请的学校必需是规定的 SPP 计划内的院校，主要的要求是需要提供雅思 5.5 的成绩证明。

3

1. SPP 申请文件清单

SDS 的基本材料跟普签的材料一致，详细可看回第一章普签的材料。以下会特别强调不一样的材料部分。

1. 体检表格副本，SDS 签证递签时体检表格是一定要交的
2. 雅思成绩单原件（提供 5.5 的雅思成绩）
3. 签署好的 SPP 信息披露表

学生合作计划信息披露表

A. 我同意：在签证办公室需要时，加拿大合作院校可将我的注册情况提供给签证办公室、并核实如 B 中所提供的协助 录取我入加学校的在华中介信息

申请人姓名：_____

出生日期：_____

签名：_____

B. 录取我至此加拿大教育机构的代理机构(公司)和代理人(人士)的名称(中英文或中法文)：

代理机构名称(公司名称)：_____

代理人名称(人士的姓名)：_____

地址，电话和电子邮件：_____

请将此表格附于所递交的申请文件中

4. 资金文件

- ✓ 由加拿大参与金融机构出具的一万加元担保投资证明(GIC)购买证明、可负担申请人在加第一年的生活费用

- ✓ 第一年学费：递交来自申请人所申请的 SPP 院校的确认你已缴纳第一年学费的收据副本，或递交日期为最近两个月内的显示现有资金可支付第一年学费的银行存款证明。
- ✓ 申请人目前雇主(若适用)及申请人父母各自的现任雇主、或资助申请人学业的人士的雇主出具的工作证明信原件，工作证明信需包含以下信息：雇主的全称、地址和电话号码，就业年限、职务、最近两年的收入、有无任何奖金和额外收入。如果父/母一方或双方拥有或部分拥有某公司，请递交：营业登记证的公证件
- ✓ 如果申请人接受某加拿大大学或其他组织的资助，请递交详细说明预期学习期间每一年申请人将获得资助金额的文件原件。

2. 递签方式

SPP 签证的递签方式同普签和 SDS 签证一样，可直接送去签证中心，也可邮寄。详细可参看上一份攻略。

三、网签 EAPP

1、EAPP 简介

首先，普及一下什么是 EAPP。EAPP 是加国签证的一种方式，E-Application，就是通过网络申请签证。它和之前大家熟知的 SDS，SPP，普签最大的不同在于这是一种直接面向 CIC，全世界通用，可以用于任何类型签证的手段。以 SDS 为例，SDS 只能用于学习签证，而 EAPP 还可以申请工作签证，延长学习签证等。同样，在签证中心网站上看到的 SDS 或普签里面的一些材料的要求是针对中国的，具有中国特色。EAPP 的材料没有针对特定的某个国家，所以准备起来比较灵活，有的人给了很少的材料就过签了。

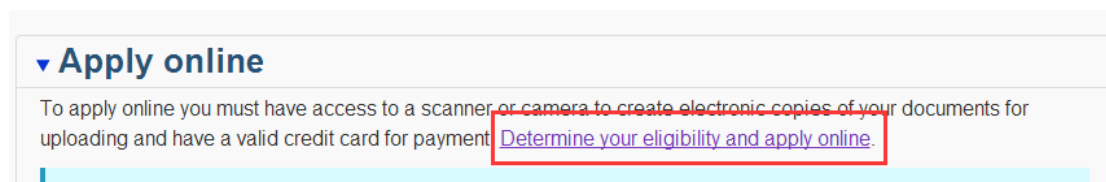
5

2、操作步骤和 CIC 账户注册

接下来，我们来讨论一下申请前的流程，简单说以下注册的步骤。（适用于 2016Fall）

Step 1：进入 CIC 网站 <http://www.cic.gc.ca/english/study/study-how.asp>

Step 2：在 Apply Online 一项里点击 Determine your eligibility and apply online



Step 3: 在接下来的页面点击 Check your eligibility，开始回答问题，回答完毕出现 You may be eligible to come to Canada as a student 即可以网申。

Your results

Based on the information you provided, the result(s) below indicates whether you may be eligible to come to Canada.

Students (Study permit)

You may be eligible to come to Canada as a student.

Continue

6

Step 4 : 在上图页面点击 continue , 进入 create your personal checklist 一项 , 根据实际情况回答完所有问题。

Create your personal checklist

Students (Study permit)

You are almost there...

We are going to ask you a few more questions. Based on your answers, we will provide you with a personal checklist of all the documents you need submit with your application.

CAUTION: Do **not** submit multiple applications for the same service in an effort to speed up your application. Doing this may result in both applications being processed and delay the finalization of your application. CIC does not refund processed applications.

Exit Questionnaire

Continue

Step 5 : 根据 checklist 的提示进行其他详细步骤 , 如下 :

Your document checklist

Studying in Canada – Your personal checklist

Based on your answers, you may be eligible to come to Canada as a student.

To apply online, you will need this personal reference code: **RD0697826785** 这个code要记住, 后面注册登录需要用到

Step 1:

Record your personal reference code. This code will expire on Saturday August 6 2016 3:30:24 AM GMT. It is valid only for this application. When you return to the CIC site to apply online, you will need to enter your personal reference code. We will use this code to retrieve the list of documents you need to submit with your application.

Step 2:

Print this page. You will need this information to apply.

Step 3:

Read the application guide. Application guides can be found at:
<http://www.cic.gc.ca/english/information/applications/index.asp>

Step 4:

Gather these documents and complete the application forms:

[Are you having difficulty downloading a form?](#)

Versions of application forms for study permits and work permits dated November 2013 (11-2013), or later, and applications for temporary resident visas dated March 2014 (03-2014), or later, can only be uploaded to MyCIC.

页面的中间部分会列出来需要的 Checklist :

Application Form(s)

Application for Study Permit Made Outside of Canada (IMM1294)

Supporting Documents

Proof of Means of Financial Support

Proof of medical exam

General Education and Employment Form

Passport

Family Information (IMM5645)

Letter of Acceptance

Digital photo

Fees

Fees			
Application	Quantity	Price (CAD) per unit	Total (CAD)
Study Permit	1	\$150	\$150

The fee shown is an estimate based on the fees in effect on the day that this Personal Reference Code is issued. The actual fees to be paid will be calculated on the date of submission.

Total Price (CAD) \$150

All documents must be provided in either English or French. If you have a document in another language, please provide a copy of the document in the original language with an English or French translation.

7

之后大家就注册一个 GCKey 的账户。注意在注册的最后要设置几个安全问题，每次登陆要回答，所以要记得自己写了什么答案。在自己的账号里上传所需要的材料和缴费即可。

Step 5:

Register / log in to submit your online application.
To apply online, you'll need an electronic "key" for secure access.

- Register to get a key if you are a new user.
- Login to your account if you are a returning user.

Step 6:

When you are logged in to your electronic credential (known as your key), you'll be automatically directed to CIC's online services called MyCIC.

You will be prompted to register for an account if you are a first time user. Returning users will be directed straight to their account.

Once you are logged into MyCIC, then select "Visitor visa, study and/or work permit" to continue.

Step 7:

Enter your **personal reference code**
After you select "Visitor visa, study and/or work permit", you will be asked to enter your personal reference code.
A personal reference code is located at the top of this personal checklist and looks like this: **QK4350881372**.

Step 8:

Once you have entered your personal reference code, you will be guided through the following steps to complete your application:

- Upload your documents
- Review your application
- Pay with a credit card
- Submit your application

Step 9:

After you submit your payment, you will see a page that confirms that your application has been submitted. It will have more information on next steps. Shortly after you submit, you will also receive a confirmation message in your MyCIC account.

3、材料准备

*以下清单具有时效性（适用于 Fall 2016），最新的签证实录可参考寄托论坛加拿大板块的攻略帖子：<http://bbs.gter.net/forum-565-1.html> 以及 CIC 官网。

- ✓ IMM1294
- ✓ IMM5645
- ✓ GEN Education and Employment Form
- ✓ Digital Photo
- ✓ Letter of Acceptance
- ✓ Passport
- ✓ Proof of Medical Exam
- ✓ Proof of Means of Financial Support
 - 1、Statement on Source of Funds
 - 2、Notarial Certificate of Relationship
 - 3、Sponsor's Certificate of Employment and Income
 - 4、Certificate of Personal Deposit
- ✓ Letter of Explanation/Other supportive documents (Checklist 没有，但可以准备着)
 - 1、Study Plan
 - 2、Certification of Studentship
 - 3、Graduation Certificate
 - 4、Transcript
 - 5、Notarial Certificate of No Criminal Record
 - 6、Notarial Certificate of Birth
 - 7、English Language Proficiency Certification - TOEFL (iBT)

说明：都好多人第九和第十中的材料没有准备这么多也过签了，说明其中有些是不必须的（听说有的大大只给了 100W 的存款证明就过签）。但是准备的多一些是没有坏处的。所以为了保险一些，准备的多一些也是可以的。

下面分三部分把 Proof of Means of Financial Support、Letter of Explanation 和表格的填写详细说一下。

I. Proof of Means of Financial Support

- 资金来源说明。这里其实是两个内容：资金来源说明+资助信。是以资助人（如父母）的口吻来写。大体思路是：首先要写清楚资助人和被资助人的关系，然后写为什么愿意出钱资助他，然后写出多少钱，然后是这部分钱从哪来的，然后是在资助之后资助人依然能过上好生活，最后写一些对被资助人的期望（如毕业回国等）。其中说明这部分钱是哪来的很重要，是工资奖金？投资？或者别的途径
- 亲属关系证明（公证）。这个是辅助上一个材料的，就是说资助人真的是父母。如果资助人不是父母，当然不用提供。
- 雇佣及收入证明。这个其实很简单，内容就是雇佣+收入。具体的内容可以借鉴普签的要求。
- 银行开具的资金证明。这里有几个问题要说清楚。
 - ①、可以是多家银行，多个账户。
 - ②、关于流水的问题。这里要分情况讨论，如果是定期，就不用流水了，也没有所谓的流水。如果是活期，最好提供一下4个月流水，看看钱是怎么进出的。
 - ③、关于冻结的问题，这个预计一下出签的时间，冻结到出签时候就好了

9

II. Letter of Explanation/Other supportive documents

这个其实主要是 Study Plan,其他不重要（在读证明成绩单最好提供一下）。下面说说 Study Plan 的思路。

SP 是普签中一个比较重要的东西，主要是为了消除移民倾向的。网签中有人没有提交也过了。所以不是必须。

思路大体是这样：首先介绍一下自己的学术背景→基于这个学术背景，我为什么想继续上学→要继续上学的话我为什么选择加国的学校而不是中国的→在加国这两年我打算怎么学习（这里最好把学术点的东西写一写）→毕业之后打算回国→为什么要回国，回国有哪些优势（这里可以分两个层面，一个是加国学的东西好，一个是国内紧缺我这样的人才，所以回国更有利于我的职业生涯）。怎么学习和为什么要回国可以多费一些笔墨。

III. 表格填写

重点：所有表格都不用签名！！

Step 3: Upload your documents

Here are some guidelines for your documents:

- Your form(s) and document(s) must be in an electronic format.
- You do not need to sign your application form by hand if you submit your application form online. You will be asked to provide a digital signature once you are ready to transmit your documents to CIC.
- One file will be allowed per document type. For example, if you are asked to provide multiple pages of your passport, you must scan and save all pages as one file.

对于 1294,5257 这些表，CIC 其实给出了非常详细的填表说明（每一空怎么填都讲到了。比如在 1294 中，还在上学的，在 employment 里填 going to school），网址：
<http://www.cic.gc.ca/english/information/applications/guides/5269ETOC.asp#5269E4>

所有表格可以从这里下载：

<http://www.cic.gc.ca/english/information/applications/index.asp>

关于过签时间。

这个没有准确时间，最快的有 3 天过签的，慢一点的有 3 个月的。所以不好说。所以如果没有雅思的话，EAPP 比普签应该快一点。

4、送护照

提交完申请之后就是漫长的等待了。直到你收到要护照的 message，打开 CIC，把 Original Passport Request letter 下载下来，打印出来，就可以送护照了。

送护照有两种方式，寄过去和亲自送过去。

先说寄，寄是寄到签证中心，要寄的东西包括：

- ✓ 汇款给 VAC，155.10（护照递送服务费）+44.30（快递返还申请资料）
- ✓ 准备材料寄给 VAC，材料包括：护照+Original Passport Request letter (IMM5740)+汇款收据+服务同意书+回邮地址和电子邮箱

Note：具体费用可查询签证中心：

http://www.vfsglobal.ca/Canada/China/Service_and_Service_Charge.html

送护照要带的材料包括：Original Passport Request letter，护照，护照复印件，服务同意书，钱。送过之后可以选择寄回家或者是亲自去取。送过之后那边会给你一个 track number 和一个网站，你可以随时查护照的情况。

5. 特别需要注意的问题：

a, 在申请 eapp 账号时，注意一定要填写正确问题答案，不要最后出来的是续签的申请类型，一定注意你申请的是 study visa，不是 extension。申请类型错了，肯定被拒签。

b, 无犯罪证明必须弄，有的没弄也通过了，但是有的在中途会让你补交无犯罪证明，这样会使你的签证时间变长，所以还是弄个吧。

c, 1294 表，一定要检查仔细认真，填写正确。特别是表格中的 funds available for my stay 千万别填 0，这个是可以用于你学习的期间的资金，不是奖学金，没有奖学金的同学千万别填 0，有被拒的同学，这个空填了 0，但不知道是不是这个原因导致，总之千万别填 0。

d, 1294 表中的 duration of expected study，一定要填正确，不然等你签证下来发现怎么少给我一年。很可能是这个地方自己填错了。

e, 最重要的也是最容易遗漏的----资金解释说明。并不是资金够多，就表示你不被拒。从被拒的几个同学看，资金都是 50-70 万，但仍被拒，理由资金不满足；理由只有一个，资金来源没解释清楚（SDS 不用解释），一定要解释清楚资金来源，最好是有近一年的资金历史。

f, study plan，有没提供也过的，但为了防止说你 travel purpose 有问题被拒，还是写一个吧，但是千万不要写成 PS，study plan 一定要突出三部分：你的教育背景（为什么你要读这个 program），学校选择（为什么选择这个学校，为什么加拿大），最后也是最重要的——毕业规划（毕业一定回国，why, what 's your plan 要详细，有说服力）。


g, 所有的材料一定要检查仔细，没有任何错误。特别是金钱的位数，单位。

四、IMM1294 申请表填表说明

*以下表格具有时效性，最新的签证实录可参考寄托论坛加拿大板块的攻略帖子：

<http://bbs.gter.net/forum-565-1.html> 以及 CIC 官网。

12



Citizenship and Immigration Canada
Citoyenneté et Immigration Canada

PROTECTED WHEN COMPLETED - B
PAGE 1 OF 4

APPLICATION FOR STUDY PERMIT MADE OUTSIDE OF CANADA

Validate

确认生效

清空表格

Clear Form

1 UCI/Client ID 8位数字的客户编号,不知道的不用填	2 I want service in 选择English	OFFICE USE ONLY Validated
---	---	-------------------------------------

PERSONAL DETAILS

1 Full name Family name (as shown on your passport or travel document) 你的姓		Given name(s) (as shown on your passport or travel document) 你的名																					
2 Have you ever used any other name? <input type="checkbox"/> No <input type="checkbox"/> Yes 之前是否使用过其它名字,没有勾NO,有勾YES下面填上 Nickname/Alias Family name Given name(s)																							
3 Sex 性别	4 Date of birth 生日 YYYY MM DD	5 Place of birth City/Town 出生地 Country																					
6 Citizenship 国籍 当然选China																							
7 Current country of residence: 现在所居住的地方 <table style="width: 100%;"> <tr> <th>Country</th> <th>Status</th> <th>Other</th> <th>From</th> <th>To</th> </tr> <tr> <td>国家 应该大家都是China</td> <td>身份 应该都是Citizen</td> <td>放空</td> <td>放空</td> <td>放空</td> </tr> <tr> <td></td> <td></td> <td></td> <td>YYYY-MM-DD</td> <td>YYYY-MM-DD</td> </tr> </table>				Country	Status	Other	From	To	国家 应该大家都是China	身份 应该都是Citizen	放空	放空	放空				YYYY-MM-DD	YYYY-MM-DD					
Country	Status	Other	From	To																			
国家 应该大家都是China	身份 应该都是Citizen	放空	放空	放空																			
			YYYY-MM-DD	YYYY-MM-DD																			
8 Previous countries of residence: During the past five years have you lived in any country other than your country of citizenship or your current country of residence (indicated above) for more than six months? 过去5年有在其它国家呆超过6个月的勾YES没有勾NO下面放空 <input type="checkbox"/> No <input type="checkbox"/> Yes <table style="width: 100%;"> <tr> <th>Country</th> <th>Status</th> <th>Other</th> <th>From</th> <th>To</th> </tr> <tr> <td>国家</td> <td>身份</td> <td></td> <td>入境时间</td> <td>出境时间</td> </tr> <tr> <td></td> <td></td> <td></td> <td>YYYY-MM-DD</td> <td>YYYY-MM-DD</td> </tr> <tr> <td></td> <td></td> <td></td> <td>YYYY-MM-DD</td> <td>YYYY-MM-DD</td> </tr> </table>				Country	Status	Other	From	To	国家	身份		入境时间	出境时间				YYYY-MM-DD	YYYY-MM-DD				YYYY-MM-DD	YYYY-MM-DD
Country	Status	Other	From	To																			
国家	身份		入境时间	出境时间																			
			YYYY-MM-DD	YYYY-MM-DD																			
			YYYY-MM-DD	YYYY-MM-DD																			
9 Country where applying: Same as current country of residence? <input type="checkbox"/> No <input type="checkbox"/> Yes 勾YES,不在中国递交申请的勾NO下面填你递交所在地信息 <table style="width: 100%;"> <tr> <th>Country</th> <th>Status</th> <th>Other</th> <th>From</th> <th>To</th> </tr> <tr> <td></td> <td></td> <td></td> <td>YYYY-MM-DD</td> <td>YYYY-MM-DD</td> </tr> </table>				Country	Status	Other	From	To				YYYY-MM-DD	YYYY-MM-DD										
Country	Status	Other	From	To																			
			YYYY-MM-DD	YYYY-MM-DD																			
10 a) Your current marital status 婚姻状况																							
b) (If you are married or in a common-law relationship) Provide the date on which you were married or entered into the common-law relationship Date 如果是已婚的填结婚时间 YYYY-MM-DD																							
c) Provide the name of your current Spouse/Common-law partner Family name 他她的姓		Given name(s) 名																					

FOR OFFICE USE ONLY - DO NOT WRITE IN THIS SPACE

加拿大留学签证交流群

不要填放空


1群 20104515

2群 136424083

3群 160713874

IMM 1294 (01-2011) E

This form is made available by Citizenship and Immigration Canada and is not to be sold to applicants.
(DISPONIBLE EN FRANÇAIS - IMM 1294 F)



PAGE 2 OF 4

Applicant Name		Date of Birth	
----------------	--	---------------	--

PERSONAL DETAILS (CONTINUED)

11 Have you previously been married or in a common-law relationship? <input type="checkbox"/> No <input type="checkbox"/> Yes Provide the following details for your previous Spouse/Common-law Partner: 之前和现在有结婚的勾YES填下面信息,没有勾NO			
Family name		Given name(s)	
Type of relationship		From YYYY-MM-DD	To YYYY-MM-DD

LANGUAGE(S)

1 a) Native language 母语 肯定是Chinese	b) If your native language is not English or French, which language do you use most frequently? 英语好的就English法语好的就French
---	---

PASSPORT

1 Passport number 护照号	2 Country of issue 颁发国家 肯定是China	3 Issue date 颁发日期 YYYY-MM-DD	4 Expiry date 有效日期 YYYY-MM-DD
--	---	---	--

CONTACT INFORMATION

1 Current mailing address 邮寄地址 <small>- All correspondence will go to this address unless you indicate your e-mail address below. - Indicating an e-mail address will authorize all correspondence, including file and personal information, to be sent to the e-mail address you specify. - If you wish to authorize the release of information from your application to a representative, indicate their address below and on the IMM5476 form.</small>					
P.O. box 放空	Apt/Unit 第几单元 门牌号 例如第一单元 108室	Street no. 街道号	Street name 街道名 比如ZHONGSHAN ROAD		
City/Town 市镇	Country 国家	Province/State 省份	Postal code 邮编	District 区	
2 Residential address Same as mailing address? <input type="checkbox"/> No <input type="checkbox"/> Yes 居住地址跟上面的邮寄地址一样的勾YES不一样的勾NO下					
Apt/Unit	Street no.	Street name 面填		City/Town	
Country		Province/State	Postal code	District	
3 Telephone no. <input type="checkbox"/> Canada/US <input type="checkbox"/> Other 勾Other			4 Alternate telephone no. <input type="checkbox"/> District/US <input type="checkbox"/> Other 勾Other		
Type 这边选cellular填手机	Country Code	No.	Ext.	Type 选第一个填座机	Country Code
5 Fax no. <input type="checkbox"/> Canada/US <input type="checkbox"/> Other 传真			Country Code	No.	Ext.
6 E-mail address 邮箱地址必填					

DETAILS OF INTENDED STUDY IN CANADA

1 I have been accepted at the following educational institution (attach original letter of acceptance)					
a) Name of School 填OFFER的学校					
b) Complete address of school in Canada 学校地址					
Province	City/Town	Address			
2 My program of study will be: 填专业			3 Duration of expected study	From YYYY-MM-DD	To YYYY-MM-DD
4 The cost of my studies will be: 各项费用			5 Funds available for my stay (CAD) 总共要多少加币		
Tuition	Room and board	Other	6 a) My expenses in Canada will be paid by: 资金提供人		
6 b) Other			b) Other		

If you are under the age of majority of the province/territory where you intend to study, you must fill out the Custodian Declaration [IMM5646] form.

IMM 1294 (01-2011) E

PAGE 3 OF 4

Applicant Name		Date of Birth	
----------------	--	---------------	--

EDUCATION

Have you had any post secondary education (including university, college or apprenticeship training)? ☐ No ☐ Yes

If you answered "yes", give full details of your highest level of post secondary education. 之前读过大学或者大专或其它培训类学校的勾YES填下面信息. 没有勾NO

1	From YYYY MM	Field of study	School/Facility name	
	To YYYY MM	City/Town	Country	Province/State

School/Facility name 14

EMPLOYMENT

Give details of your employment for the past 10 years. If retired, not working, or studying, please indicate. If you are retired, provide the 10 years before your retirement.

1	From YYYY MM	Current Activity/Occupation 填写之前学习或者工作的经历	Company/Employer/Facility name	
	To YYYY MM	City/Town	Country	Province/State

2	From YYYY MM	Previous Activity/Occupation	Company/Employer/Facility name	
	To YYYY MM	City/Town	Country	Province/State

3	From YYYY MM	Previous Activity/Occupation	Company/Employer/Facility name	
	To YYYY MM	City/Town	Country	Province/State

BACKGROUND INFORMATION

You must complete this section if you are 18 years of age or older.

1	<p>a) Within the past two years, have you or a family member ever had tuberculosis of the lungs or been in close contact with a person with tuberculosis? 在近两年内, 你的家人是否有肺结核的或者你近距离接触过肺结核患者 <input type="checkbox"/> No <input type="checkbox"/> Yes</p> <p>b) Do you have any physical or mental disorder that would require social and/or health services, other than medication, during a stay in Canada? 你是否有其它疾病或精神病..... 肯定勾NO的 <input type="checkbox"/> No <input type="checkbox"/> Yes</p> <p>c) If you answered "yes" to question 1a) or 1b), please provide details and the name of the family member (if applicable).</p> <div style="border: 1px solid black; height: 60px; margin-top: 5px;"></div>	
---	---	--

2	<p>a) Have you ever previously applied for any Canadian visas (For example: Permanent Resident, Temporary Resident (Visitor, Student, Worker), Temporary Resident Permit)? 之前是否递交过加拿大签证申请 <input type="checkbox"/> No <input type="checkbox"/> Yes</p> <p>b) Have you ever been refused any kind of visa to travel to Canada? 之前是否被拒签过 有的勾YES <input type="checkbox"/> No <input type="checkbox"/> Yes</p> <p>c) Have you ever been refused admission or been ordered to leave Canada or any other country? 之前是否被加拿大或其它国家拒绝入境和驱逐出境 <input type="checkbox"/> No <input type="checkbox"/> Yes</p> <p>d) If you answered "yes" to question 2a), 2b), or 2c) please provide details.</p> <div style="border: 1px solid black; height: 60px; margin-top: 5px;"></div>	
---	---	--

IMM 1294 (01-2011) E

Applicant Name	Date of Birth
BACKGROUND INFORMATION (CONTINUED)	
3 Have you ever committed, been arrested for or been charged with any criminal offence in any country? 之前是否犯过罪 就算有也是NO	<input type="checkbox"/> No <input type="checkbox"/> Yes
4 a) Have you ever been in a military, militia or civil defence unit or the police? 必需NO	<input type="checkbox"/> No <input type="checkbox"/> Yes
b) If you answered "yes" to question 4a), please provide dates of service and countries where you served. <div style="border: 1px solid black; height: 100px; margin-top: 5px;"></div>	
5 Have you ever been employed by a government in a security-related capacity?	<input type="checkbox"/> No <input type="checkbox"/> Yes
6 Have you ever held a position of authority in any government, or judiciary or a political party?	<input type="checkbox"/> No <input type="checkbox"/> Yes
7 Have you ever in periods of either peace or war, been involved in the commission of a war crime or crime against humanity, such as: willful killing, torture, attacks upon, enslavement, starvation or other inhumane acts committed against civilians or prisoners of war, or deportation of civilians?	<input type="checkbox"/> No <input type="checkbox"/> Yes
If you answered "yes" to any of questions 3 to 7 above, or upon request of a visa officer, you MAY BE REQUIRED to fill out IMM 5257 Schedule 1.	
I consent to the release to Citizenship and Immigration Canada (CIC) and Canada Border Services Agency (CBSA) of all records and information for the purpose of processing my request that any government authority, including police, judicial and state authorities in all countries in which I have lived may possess about me. This information will be used to evaluate my suitability for admission to Canada or to remain in Canada pursuant to Canadian legislation.	
I declare that I have answered all questions in this application fully and truthfully.	
_____ Signature of Applicant or Parent/Legal Guardian's for a person under 18 years of age.	_____ Date: YYYY-MM-DD
<div style="display: flex; align-items: center;"> <div> IMPORTANT NOTE: This application must be signed and dated before it is submitted. Do not forget to include: photos, fees (if applicable), and any other documents required by the visa office. </div> </div>	
The information you provide on this form is collected under the authority of the Immigration and Refugee Protection Act to determine if you may be admitted to Canada as a student. It will be stored in Personal Information Bank CIC PPU 051, Foreign Student Records and Case File. The information may be shared with other organizations such as the Canada Border Services Agency (CBSA), the Royal Canadian Mounted Police (RCMP), the Canadian Security Intelligence Service (CSIS) and foreign governments in accordance with the subsection 8(2) of the Privacy Act. In accordance with the Privacy Act and the Access to Information Act individuals have a right to protection of and access to their personal information. Details on these matters are available at the Infosource website (http://infosource.gc.ca) and through the Citizenship and Immigration Canada Call Centre. Infosource is also available at public libraries across Canada.	

Validate

五、Reference

以下整理了本文所出现的官方网站及参考的攻略帖子：

官方网站：

1. <http://www.cic.gc.ca/english/study/study-how.asp> 网签申请页面
2. <http://www.cic.gc.ca/english/information/applications/guides/5269ETOC.asp#5269E4> 表格填写官方指引
3. <http://www.cic.gc.ca/english/information/applications/index.asp> 表格下载
4. http://www.vfsglobal.ca/Canada/China/Service_and_Service_Charge.html 签证中心费用查询

寄托攻略帖：

1. <http://bbs.gter.net/thread-1792460-1-1.html> SPP 签证攻略
2. <http://bbs.gter.net/thread-1718877-1-1.html> EAPP 网签攻略
3. <http://bbs.gter.net/thread-1532568-1-1.html> EAPP 网签攻略
4. <http://bbs.gter.net/thread-1702231-1-1.html> EAPP 过程总结帖
5. <http://bbs.gter.net/thread-1597019-1-1.html> EAPP 网签攻略
6. <http://bbs.gter.net/thread-1702243-1-1.html> EAPP 网签攻略
7. <http://bbs.gter.net/thread-1543334-1-1.html> 各种证明模板



如果觉得这个文章很棒
可以给寄托分享家打赏
您的鼓励是我们的动力

六、 特别鸣谢

寄托天下特别鸣谢寄托版友 wrath, mak5im2, 虚明洞彻, angellove06, public_service, sophie2623, billtiangre 分享的详细签证攻略, 转载请注明出处!